

Product range: **Commercial vehicle batteries from Bosch at a glance**

ETN	Order Number	Short Code	Power			Dimensions mm			Technical details			Predecessor	
			V	Ah	A (EN)	L	W	H	L	T	B		
T5-Batteries													
645 400 080	HDE	0 092 T50 750	T5 075	12	145	800	513	189	223	3	1	B00	New
680 108 100	HDE	0 092 T50 770	T5 077	12	180	1000	513	223	223	3	1	B00	0 093 X68 030
725 103 115	HDE	0 092 T50 800	T5 080	12	225	1150	518	276	242	3	1	B00	0 093 X72 52V
T4-Batteries													
640 103 080	HD	0 092 T40 750	T4 075	12	140	800	513	189	223	3	1	B00	0 093 X64 02V
640 400 080	HD	0 092 T40 760	T4 076	12	140	800	513	189	223	3	1	B03	0 093 X64 0B4
670 103 100	HD	0 092 T40 770	T4 077	12	170	1000	513	223	223	3	1	B00	0 093 X67 02V
670 104 100	HD	0 092 T40 780	T4 078	12	170	1000	513	223	223	3	1	B03	0 093 X67 02W
715 400 115	HD	0 092 T40 800	T4 080	12	215	1150	518	276	242	3	1	B00	New
T3-Batteries													
6 V													
070 011 030		0 092 T30 600	T3 060	6	70	300	175	167	220	0	1	B00	0 180 607 00B
112 025 051	Vp	0 092 T30 610	T3 061	6	112	510	260	175	236	0	1	B01	0 180 611 20P
140 023 072	Vp	0 092 T30 620	T3 062	6	140	720	260	175	236	0	1	B01	0 180 614 00N
150 030 076	Vp	0 092 T30 630	T3 063	6	150	760	333	175	235	0	1	B11	0 180 615 00U
200 023 095	Vp	0 092 T30 640	T3 064	6	200	950	403	175	238	0	DP	B11	0 180 620 00N
12 V													
545 200 030	Vp	0 092 T30 010	T3 001	12	45	300	210	175	175	0	1	B13	New
555 064 042	Vp	0 092 T30 050	T3 005	12	55	420	242	175	190	0	1	B13	0 180 655 51S
566 047 051	HD	0 092 T30 080	T3 008	12	66	510	278	175	190	0	1	B13	0 180 656 61B
588 038 068	HD	0 092 T30 130	T3 013	12	88	680	353	175	190	0	1	B13	0 180 658 812
590 040 054	Vp	0 092 T30 300	T3 030	12	90	540	350	175	239	0	1	B00	0 180 659 014
590 041 054	Vp	0 092 T30 310	T3 031	12	90	540	350	175	239	1	1	B00	0 180 659 015
600 123 072		0 092 T30 320	T3 032	12	100	720	313	175	205	0	1	B03	0 180 760 03F
602 102 068	Vp	0 092 T30 330	T3 033	12	102	680	330	172	240	9	1	B01	New
602 103 068	Vp	0 092 T30 340	T3 034	12	102	680	330	172	240	9	8	B01	New
610 047 068	HD	0 092 T30 350	T3 035	12	110	680	350	175	239	0	1	B00	0 180 661 01B
610 048 068	HD	0 092 T30 360	T3 036	12	110	680	350	175	239	1	1	B00	0 180 661 01C
610 404 068	HD	0 092 T30 370	T3 037	12	110	680	350	175	239	0	1	B01	New
610 013 076	HD	0 092 T30 380	T3 038	12	110	760	514	175	210	3	1	B03	0 180 661 00D
620 109 076	HD	0 092 T30 390	T3 039	12	120	760	510	175	235	4	1	B03	0 180 662 031
625 012 072	Vp	0 092 T30 400	T3 040	12	125	720	349	175	290	0	1	B00	0 180 662 50C
625 014 072	Vp	0 092 T30 410	T3 041	12	125	720	349	175	290	1	1	B00	0 180 662 50E
625 023 000	Vp	0 092 T30 420	T3 042	12	125		286	269	230	2	1	B00	0 180 662 50N
630 014 068	HD	0 092 T30 430	T3 043	12	130	680	514	218	208	0	1	B00	0 180 663 00E
635 042 068	Vp	0 092 T30 440	T3 044	12	135	680	360	253	240	6	1	B11	0 180 663 516
635 052 100	HD	0 092 T30 450	T3 045	12	135	1000	514	175	210	3	1	B03	0 180 663 51G
643 107 090	Vp	0 092 T30 460	T3 046	12	143	900	508	174	205	0	1	B01	0 180 664 322
643 033 095	HD	0 092 T30 470	T3 047	12	143	950	514	218	210	3	1	B03	0 180 664 30X
655 104 090	HD	0 092 T30 480	T3 048	12	155	900	510	218	230	4	1	B03	0 180 665 52W
670 023 080	HD	0 092 T30 490	T3 049	12	170	800	510	218	230	3	1	B03	0 180 667 00N
600 035 060	Vp	0 092 T30 710	T3 071	12	100	600	413	175	220	1	1	B00	0 180 660 00Z
600 047 060	HD	0 092 T30 720	T3 072	12	100	600	413	175	220	0	1	B00	0 180 660 01B
610 050 085	HD	0 092 T30 730	T3 073	12	110	850	413	175	220	0	1	B03	0 180 661 01E
620 045 068	HD	0 092 T30 750	T3 075	12	120	680	513	189	223	3	1	B00	0 180 662 019
655 013 090	HD	0 092 T30 770	T3 077	12	155	900	513	223	223	3	1	B00	0 180 665 50D
680 033 110	HD	0 092 T30 790	T3 079	12	180	1100	513	223	223	4	1	B03	0 180 668 00X
700 038 105	HD	0 092 T30 800	T3 080	12	200	1050	518	291	242	3	1	B00	0 180 670 012
720 018 115	HD	0 092 T30 810	T3 081	12	220	1450	518	291	242	3	1	B00	New

* L = Layout * T = Terminal posts * B = Bottom rail
HDE = Heavy Duty Extra HD = Heavy Duty Vp = Vibration proof

Bosch batteries: Distinctive range, clear assignment



The comprehensive spectrum of products from Bosch gives a real boost to battery sales.

For all applications and requirements.

- ▶ Bosch batteries for passenger vehicles
- ▶ Bosch batteries for motorcycles
- ▶ Bosch batteries for commercial vehicles
- ▶ Bosch batteries for traction and lighting

Ordering, assignment and storage are even more straight forward thanks to the new battery ranges:

- ▶ A well organized order number system guarantees instant identification of the right battery
- ▶ New labels and packaging provide all the relevant details at a glance

For further information click onto: www.bosch.com

Your address for genuine Bosch quality:



4414141E 1 987 XXX XXX / 200812 04/04/XX

Reliable starting, safe arrival.

Commercial vehicle batteries from Bosch



Bosch T3 battery:

Starting power with no compromises

Bosch commercial vehicles save time and money. The new T batteries from Bosch feature maximum power reserves. This results in crucial advantages for you: They

- ▶ Deal with the high loads when operating commercial vehicles
- ▶ Provide a reliable power supply at all times
- ▶ Keep your mobile capital on the move

Bosch T3 battery:
The power pack that always delivers 100 percent performance



Bosch T4 Heavy Duty batteries:

More power right from the start

Bosch T4 Heavy Duty batteries:
Reliable full power for starting and power supply



Bosch T5 battery:

Maximum power and cycle stability

Bosch T5 HDE (Heavy Duty Extra) battery:
For everyone with high demands for cycle stability and service life



Bosch T5, T4 and T3 commercial vehicles – Comparison

Features	T5 Heavy Duty Extra	T4 Heavy Duty	Bosch T3
Absolutely maintenance-free	✓	✓	Maintenance-free, topping-up with water possible
Installation in cab	✓	✓	Not possible
Cycle stability (compared to EN standard)	Up to 400 %	Up to 300 %	Surpassing EN standard
Service life	130 % thanks to silver technology and glass mat	120 % thanks to silver technology	100 %
Vibration resistance*	10x more vibration resistant	10x more vibration resistant	Highly vibration-resistant
Starting power	130 %	120 %	100%
Storage	18 month	15 month	Up to 12 month

* compared to conventional starter batteries

Bosch T4 and T5 batteries

Running applications with the engine off are an everyday occurrence when operating commercial vehicles. This is where the power of the T4 and T5 batteries comes into play: They

- ▶ Deal with extremely frequent battery discharge
- ▶ Supply reliable power for the radio, TV, air conditioning electronic brake and suspension systems

How do they do this? Thanks to silver technology, they charge up 1.5 times faster than the European standard (EN) demands.

T4 Heavy Duty at a glance:

- ▶ Silver technology – Power reserves even with high loads and extreme temperatures
- ▶ Totally maintenance free – install and forget!
- ▶ Up to 20 % more starting power: Reliable starting even after long periods without use
- ▶ Heavy Duty: Exceptional vibration resistance and cycle stability (surpasses EN standard)
- ▶ Safe enough to fit in the cab
- ▶ 100 % leak proof up to 90° tilt angle thanks to security plugs
- ▶ 15 month shelf life
- ▶ Ergonomically designed handles for convenient transportation

Bosch T5 HDE (Heavy Duty Extra) battery

For extremely high power requirements and frequent discharge. Application areas: long-distance road trains with sleeping compartment, distribution transportation with lifting platforms, fire trucks, luxury motor coaches and city buses. All the advantages of the T4 HD, plus:

- ▶ 30 % longer service life
- ▶ 4x higher cycle stability
- ▶ Exceptionally fast battery charging and discharging
- ▶ 10x more vibration resistance than conventional starter batteries
- ▶ HDE – Heavy Duty Extra: Additional glass mat on separator
- ▶ For vehicles in long-distance traffic and with lots of electric consumers

Overview of use	T3*	T4 HD	T5 HDE
Trucks for local/long-distance traffic • With a loading platform			✓
• With an on-board crane	✓	✓	✓
• With standard consuming units	✓	✓	✓
• With special electrical consuming units, e.g. TV, radio, two-way radio set			✓
Coaches and urban buses			✓
Municipal vehicles	✓	✓	✓
Tractors and traction vehicles in agriculture and forestry	✓	✓	✓
Construction site vehicles	✓	✓	✓
Special vehicles			✓



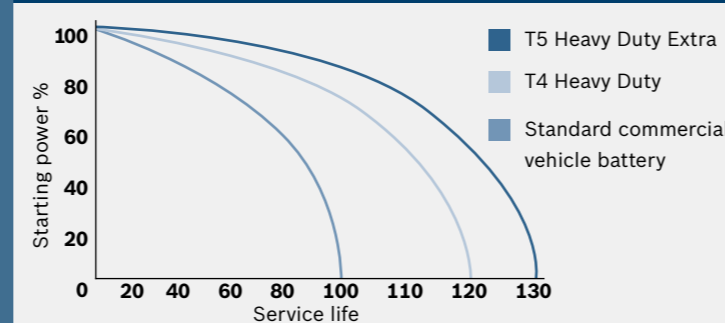
* For vehicles with few electric consumers



The Bosch battery range: T5-T4-T3
Tailor-made power for anyone who needs to rely on their batteries every day.



Up to 30 %* longer service life



Exactly what your application needs: Bosch batteries for commercial vehicles are designed for extreme loads. Which battery is suitable for which use – at a glance – the corresponding application symbols are shown on the battery label.