

CTEK ADD-ON COMFORT INDICATOR

SIMPLICITY – SAFETY – FLEXIBILITY

CTEK COMFORT INDICATOR

In the CTEK ADD-ON series COMFORT INDICATOR are designed to indicate when the battery status decreases and the battery needs to be charged. It is a series of products that can be added to CTEK's 12V commercial chargers with Comfort Connectors. CTEK ADD-ON products are developed to make charging even easier. All development within CTEK strives towards reducing battery problems and designs all products with simplicity, flexibility and safety in mind.



• CTEK COMFORT INDICATOR

About 70% of all battery returns that occur before the warranty runs out are not caused by fabrication error. They are due to poor charging and maintenance of the battery. A solution to this problem is needed and the CTEK ADD-ON COMFORT INDICATOR provides it. The COMFORT INDICATOR indicates when the battery status decreases and the battery needs to be charged.

• Prolong the battery life

The ideal situation is to always have a charger maintaining the battery. However, this is not always an option. Batteries on car dealers' lots, on the boat and all vehicles that are not used during certain periods need to have their batteries monitored. This ensures that the battery always gets charged when needed, prolonging its life.

• Technical

COMFORT INDICATOR – eyelet, clamp and panel have been developed for CTEK's 12V chargers with Comfort Connect. These ADD-ONS handle current up to 10A and temperatures from -4°F to +122°F. Back current drain is extremely low at only 1.5mA.

BATTERY STATUS INDICATES




• Easy to use

The COMFORT INDICATOR is easy to use and provides the tool to keep the batteries fresh and extend its life expectancy. After using the battery, it takes approximately 30–60 minutes for the battery to regain its real battery condition and a correct indication of charge can be shown. (When the battery is being used, the indicator does not accurately reflect battery condition).

- **Green light means that the battery is OK and does not need to be charged**
- **Yellow light means that the battery should be charged to avoid stratification**
- **Red light means that the battery needs charging to be able to start the vehicle**

• Prevent stratification

The reason for these new products is the harmful stratifying process within a battery that starts when the battery voltage drops below 90% of the full battery capacity. When the battery is kept under charged, it loses capacity prematurely, shortening its life. Controlling the battery level continuously and charging when needed will prolong the life expectancy of the battery.




SUITED FOR CTEK MODELS

US 800
MUS 3300
MUS 7002



THE SMARTEST BATTERY CHARGERS IN THE WORLD



COMFORT INDICATOR – eyelet

part number 56-382

Small batteries

Perfect for motorcycle, lawn mower, Jet Ski etc. It can be permanently mounted for easy viewing of when battery needs charging. Pre wired by CTEK!

- 1/3" (8.4mm) eyelets
- 22" (550mm) cable
- 15A fuse
- Light indication



COMFORT INDICATOR – clamp

part number 56-384

Car dealers

Aimed at preventing dead batteries at the car dealership and avoiding embarrassing situations when the car does not start when it is sold. Reduce the number of returned batteries by keeping track of the car batteries status.

- CTEK original clamps
- 59" (1500mm) cable
- 15A fuse
- Light indication



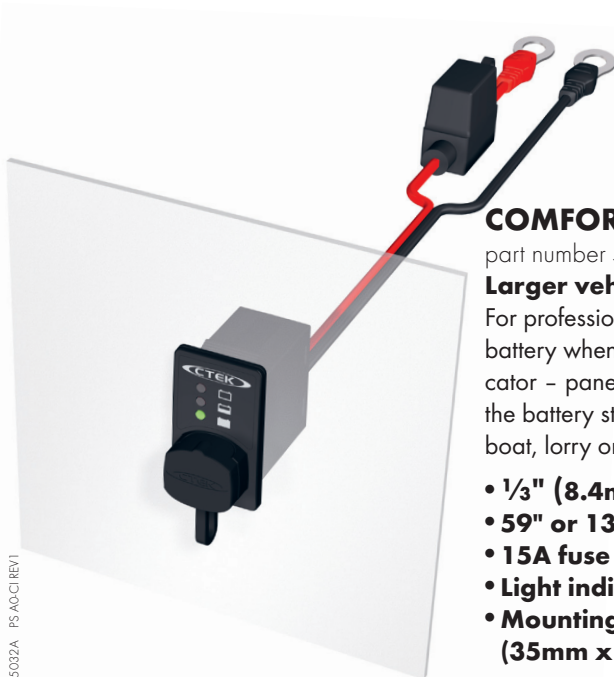
COMFORT INDICATOR – pigtail

part number 56-564

For standard style O.E. or pigtail leads

Easily connect from a standard style O.E. or aftermarket pigtail lead to the CTEK Comfort Indicator and chargers. Eliminates the need to reinstall new eyelet terminals on the battery or disconnect your O.E. plug if it is used for other accessories.

- 22" (550mm) cable
- Max 10A
- Light indication



COMFORT INDICATOR – panel

part number 56-380

Larger vehicles and boats

For professional users to view the status of a battery when it's hard to get to. Comfort Indicator - panel offers easy access for viewing the battery status, from a standard panel of a boat, lorry or in the workshop.

- 1/3" (8.4mm) eyelets
- 59" or 130" (1500mm or 3300mm) cable
- 15A fuse
- Light indication
- Mounting hole: 1.38" x 0.83" x 1.97" (35mm x 21mm x 50mm)

20015032A PS A0CI REV1



THE SMARTEST BATTERY CHARGERS IN THE WORLD